

Scaled data based on original data using
LM-79-08 Approved Method: Electrical and Photometric Measurements of Solid-
State Lighting Products

Test Report Prepared for
Cooper Lighting Solutions
(formerly Eaton)

Brand: McGRAW-EDISON

Report Number: P594102

Luminaire Tested: **ISC-PA1B-830-U-T2R**

Issue Date: 3/22/2022

Test Information

Test Method: LM-79-08
Report Number: P594102
TEST IS SCALED FROM IESNA LM-79-08 TEST DATA (G1-2201-510-1)
Test Lab: INNOVATION CENTER
Issue Date: 3/22/2022
Manufacturer: COOPER LIGHTING SOLUTIONS (FORMERLY EATON)
Product Line: McGRAW-EDISON
Catalog Number: ISC-PA1B-830-U-T2R
Description: IMPACT ELITE LED CYLINDER LUMINAIRE
(1) 80 CRI, 3000K, 450mA LIGHT ENGINE WITH 24 LEDS AND TYPE II ROADWAY OPTICS
Light Source: -
Ballast/Driver: ELECTRONIC DRIVER

Summary

Lumens per Lamp: N/A
Luminaire Lumens: 4266 lumens
Efficiency: N/A
Efficacy: 117.2 lumens/watt
Luminous Opening: Rectangular (W 0.75' x L: 0.5' x H: 0')
IES Classification: Type II - Medium
BUG Rating: B1 - U0 - G1

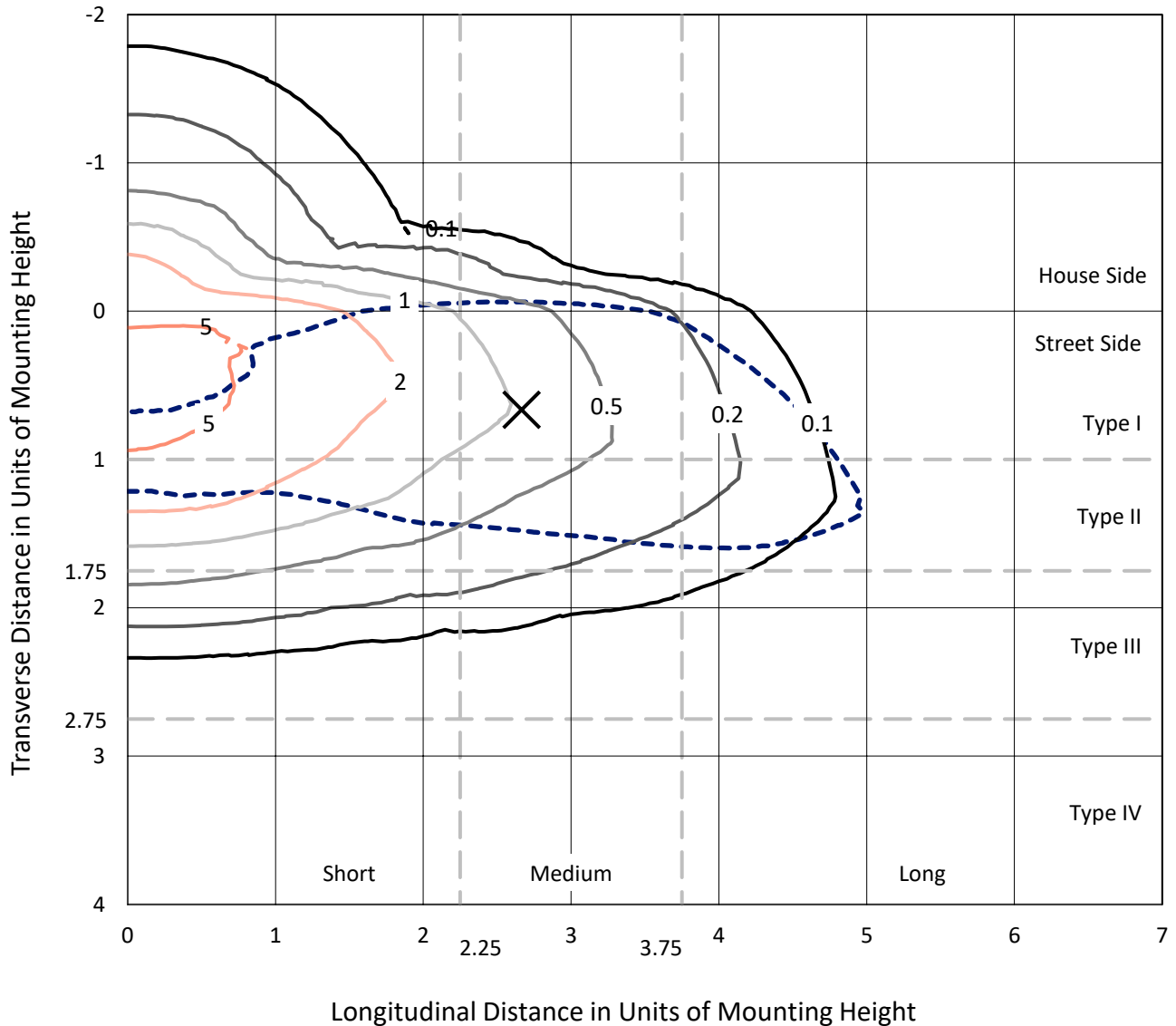
Input Watts (W): 36.4
Input Voltage (V): NR
Input Current (Ain): NR
Voltage Rise (V): NR
Power Factor: NR
Total Harmonic Distortion (THDi): NR
Frequency (hertz): 60
Stabilization Time: NR
Operation Time: NR
Ambient Temperature (°C): NR
Test Distance: 28.75 FT



REPORT NUMBER: P594102
 CATALOG NUMBER: ISC-PA1B-830-U-T2R

Iso-Footcandle Lines of Horizontal Illumination

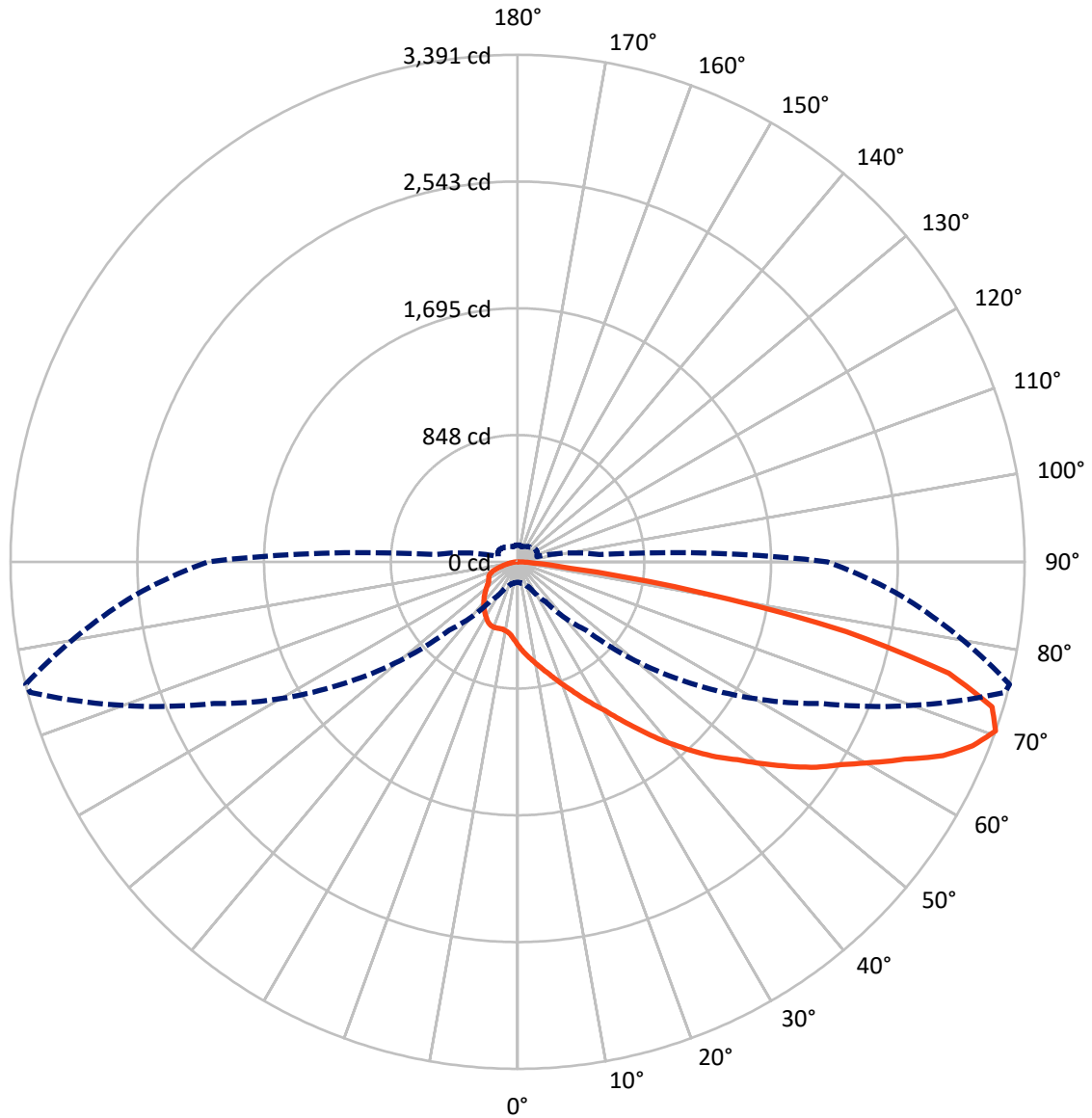
× Max cd
 - - - 1/2 Max cd



Based on 12 foot mounting height. Maximum calculated value = 6.7 fc
 Type II - Medium - N/A

REPORT NUMBER: P594102
CATALOG NUMBER: ISC-PA1B-830-U-T2R

Luminous Intensity Polar Plot



— Vertical Plane Through 76-Deg Lateral - - - Horizontal Cone Through 70-Deg Vertical

REPORT NUMBER: P594102
 CATALOG NUMBER: ISC-PA1B-830-U-T2R

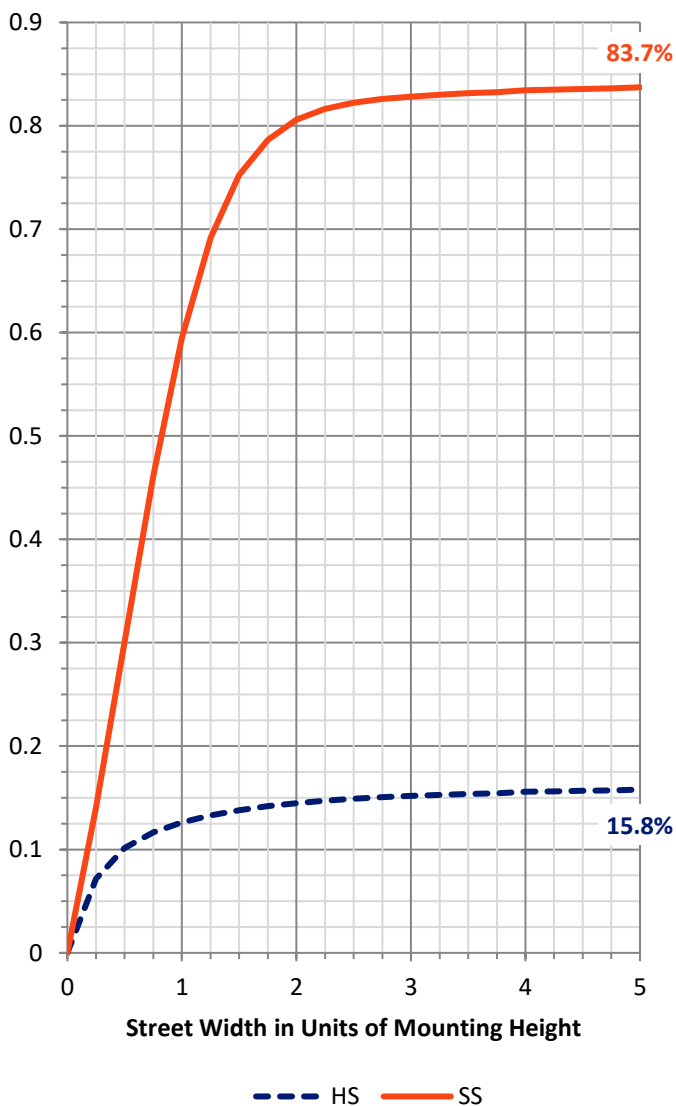
FLUX DISTRIBUTION:

		Downward	Upward	Total
House Side	Lumens	684.2	0.0	684.2
	% Fixture	16.0	0.0	16.0
Street Side	Lumens	3581.8	0.0	3581.8
	% Fixture	84.0	0.0	84.0
Total	Lumens	4266.0	0.0	4266.0
	% Fixture	100.0	0.0	100.0

ZONAL LUMENS:

Zone	Lumens	% Fixture
0°-10°	54.5	1.3
10°-20°	180.0	4.2
20°-30°	331.7	7.8
30°-40°	555.7	13.0
40°-50°	789.7	18.5
50°-60°	911.7	21.4
60°-70°	838.1	19.6
70°-80°	528.5	12.4
80°-90°	76.0	1.8
90°-100°	0.0	0.0
100°-110°	0.0	0.0
110°-120°	0.0	0.0
120°-130°	0.0	0.0
130°-140°	0.0	0.0
140°-150°	0.0	0.0
150°-160°	0.0	0.0
160°-170°	0.0	0.0
170°-180°	0.0	0.0
0°-90°	4266.0	100.0
0°-180°	4266.0	100.0

Coefficient of Utilization

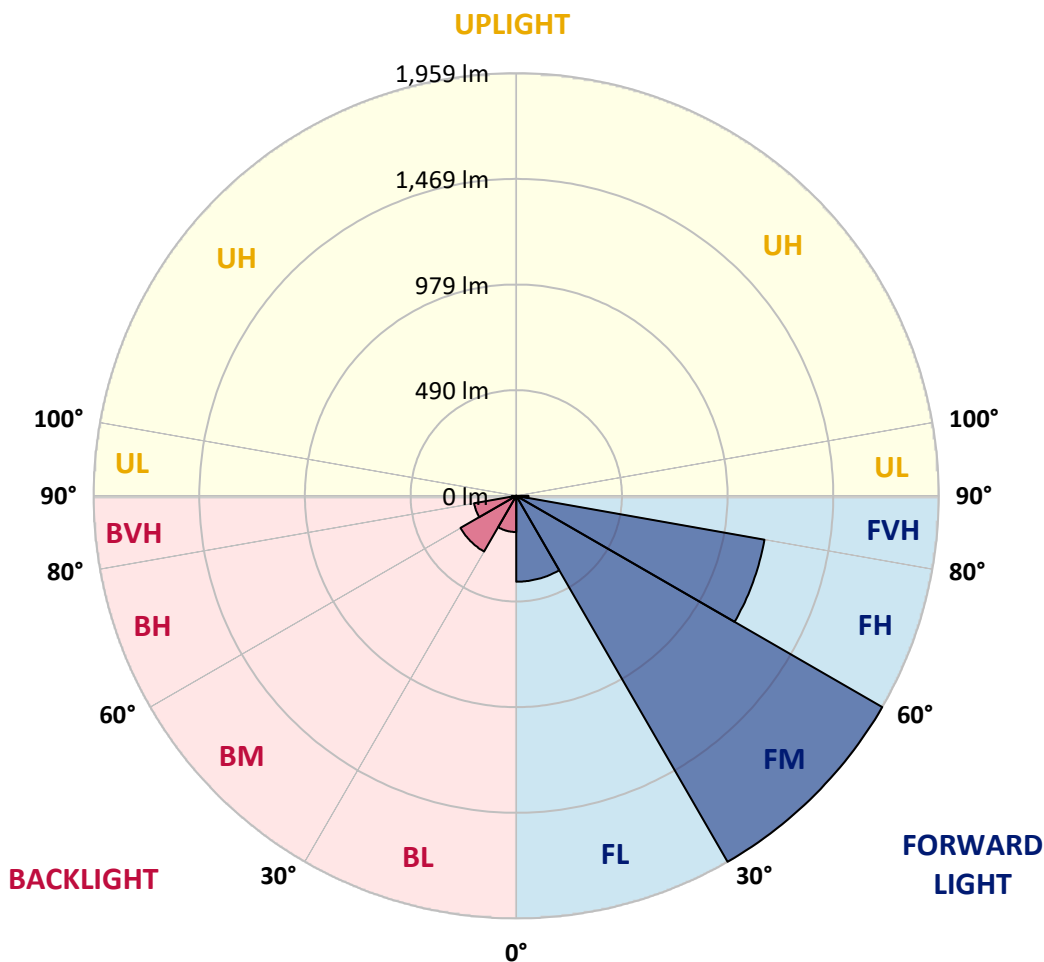


REPORT NUMBER: P594102
 CATALOG NUMBER: ISC-PA1B-830-U-T2R

LUMINAIRE CLASSIFICATION SYSTEM LUMEN TABLE AND BUG RATING:

Zone	Lumens	% Fixture	Zone Rating/Lumen Limit		
			B	U	G
FL (0°-30°)	398.3	9.3			
FM (30°-60°)	1958.8	45.9			
FH (60°-80°)	1168.3	27.4			G1/1800
FVH (80°-90°)	56.3	1.3			G1/100
BL (0°-30°)	167.9	3.9	B1/500		
BM (30°-60°)	298.3	7.0	B1/1000		
BH (60°-80°)	198.3	4.6	B1/500		G1/500
BVH (80°-90°)	19.7	0.5			G1/100
UL (90°-100°)	0.0	0.0		U0/0	
UH (100°-180°)	0.0	0.0		U0/0	

BUG Rating: B1-U0-G1
 Type II Medium





REPORT NUMBER: P594102

CATALOG NUMBER: ISC-PA1B-830-U-T2R

CANDELA DISTRIBUTION (FULL):

	0°	5°	15°	25°	35°	45°	55°	65°	75°	76°	85°
0°	559.6	559.6	559.6	559.6	559.6	559.6	559.6	559.6	559.6	559.6	559.6
2.5°	673.6	672.6	669.5	664.4	660.3	647.9	631.5	617.1	595.6	593.5	572.0
5°	734.2	730.1	730.1	725.0	719.8	706.5	685.9	660.3	629.5	627.4	586.3
7.5°	763.0	764.0	761.9	757.8	758.8	747.5	729.1	703.4	661.3	659.2	605.8
10°	804.0	803.0	798.9	795.8	794.8	784.5	768.1	744.5	700.3	696.2	628.4
12.5°	844.1	841.0	842.0	841.0	838.9	828.7	813.3	789.7	735.2	733.2	656.2
15°	866.7	865.6	872.8	874.9	883.1	873.9	860.5	833.8	784.5	776.3	689.0
17.5°	881.0	880.0	887.2	903.6	919.0	919.0	914.9	886.2	831.8	825.6	726.0
20°	905.7	909.8	922.1	935.5	958.1	962.2	961.1	948.8	886.2	880.0	767.1
22.5°	955.0	952.9	963.2	983.7	1004.3	1010.4	1011.5	1011.5	948.8	937.5	809.2
25°	1060.7	1055.6	1047.4	1045.3	1070.0	1069.0	1065.9	1073.1	1014.5	1006.3	857.4
27.5°	1262.0	1250.7	1218.9	1155.2	1140.8	1146.0	1130.6	1131.6	1089.5	1079.2	898.5
30°	1453.0	1447.9	1418.1	1341.1	1260.0	1231.2	1204.5	1193.2	1172.7	1155.2	942.7
32.5°	1625.5	1626.5	1590.6	1506.4	1423.2	1332.9	1286.6	1263.0	1271.2	1255.8	1003.2
35°	1742.6	1733.3	1710.7	1654.3	1563.9	1477.6	1389.3	1337.0	1381.1	1363.7	1063.8
37.5°	1811.4	1804.2	1785.7	1745.7	1700.5	1617.3	1505.4	1425.3	1511.5	1485.9	1140.8
40°	1846.3	1836.0	1817.5	1801.1	1779.5	1734.4	1635.8	1525.9	1630.6	1608.1	1216.8
42.5°	1850.4	1843.2	1832.9	1824.7	1831.9	1825.7	1763.1	1643.0	1755.9	1731.3	1304.1
45°	1847.3	1852.4	1840.1	1825.7	1840.1	1892.5	1892.5	1760.0	1880.2	1861.7	1387.3
47.5°	1849.4	1844.2	1840.1	1836.0	1838.1	1909.9	1981.8	1869.9	1999.3	1977.7	1484.8
50°	1764.1	1771.3	1806.2	1821.6	1830.9	1914.1	2053.7	1989.0	2147.2	2120.5	1593.7
52.5°	1493.0	1497.2	1656.3	1771.3	1808.3	1897.6	2104.0	2121.5	2293.0	2272.4	1710.7
55°	1150.1	1171.6	1322.6	1603.9	1756.9	1869.9	2119.4	2207.7	2441.9	2425.4	1828.8
57.5°	946.8	949.8	1037.1	1288.7	1594.7	1844.2	2134.8	2286.8	2575.4	2556.9	1952.0
60°	785.5	778.4	831.8	994.0	1324.6	1741.5	2137.9	2349.4	2730.4	2724.2	2079.4
62.5°	577.1	585.3	636.6	774.2	1036.1	1533.1	2122.5	2402.8	2915.2	2907.0	2221.1
65°	354.3	364.5	427.2	553.5	784.5	1216.8	2021.9	2430.6	3109.3	3127.8	2374.1
67.5°	187.9	195.1	232.1	334.8	538.1	927.2	1779.5	2395.7	3273.6	3281.8	2520.9
70°	137.6	138.6	150.9	188.9	324.5	644.9	1417.1	2243.7	3374.2	3390.7	2569.2
72.5°	120.1	121.2	126.3	135.5	176.6	393.3	1015.6	1978.7	3332.1	3317.8	2488.1
75°	108.8	108.8	113.0	116.0	129.4	217.7	622.3	1619.3	3010.7	2978.9	2121.5
77.5°	93.4	93.4	97.6	101.7	111.9	140.7	325.5	1200.4	2302.2	2247.8	1450.9
80°	75.0	75.0	80.1	85.2	98.6	105.8	159.2	803.0	1316.4	1236.3	660.3
82.5°	51.3	55.5	64.7	70.9	82.1	75.0	93.4	347.1	414.8	359.4	148.9
85°	30.8	32.9	46.2	53.4	61.6	40.0	57.5	133.5	124.2	108.8	33.9
87.5°	3.1	5.1	18.5	21.6	21.6	11.3	24.6	31.8	35.9	37.0	8.2
90°	0.0	0.0	0.0	0.0	0.0	0.0	0.0	0.0	0.0	0.0	0.0



REPORT NUMBER: P594102
 CATALOG NUMBER: ISC-PA1B-830-U-T2R

CANDELA DISTRIBUTION (continued):

	90°	95°	105°	115°	125°	135°	145°	155°	165°	175°	180°
0°	559.6	559.6	559.6	559.6	559.6	559.6	559.6	559.6	559.6	559.6	559.6
2.5°	559.6	547.3	523.7	502.1	480.6	466.2	451.8	446.7	439.5	434.4	438.5
5°	564.8	539.1	493.9	455.9	430.3	410.7	401.5	396.4	392.3	391.2	390.2
7.5°	570.9	532.9	472.4	430.3	405.6	396.4	394.3	394.3	394.3	395.3	396.4
10°	584.3	535.0	461.1	415.9	402.5	400.5	401.5	405.6	405.6	406.6	406.6
12.5°	599.7	540.1	452.8	413.8	405.6	406.6	407.7	409.7	409.7	412.8	411.8
15°	622.3	550.4	451.8	415.9	408.7	406.6	406.6	405.6	405.6	405.6	407.7
17.5°	651.0	564.8	452.8	415.9	405.6	401.5	398.4	395.3	391.2	393.3	391.2
20°	679.8	582.2	452.8	410.7	397.4	387.1	377.9	372.7	367.6	366.6	367.6
22.5°	715.7	602.8	447.7	399.4	379.9	365.6	352.2	345.0	336.8	333.7	331.7
25°	746.5	619.2	437.4	383.0	360.4	339.9	322.4	310.1	299.8	297.8	297.8
27.5°	778.4	633.6	422.0	362.5	332.7	310.1	290.6	275.2	264.9	263.9	262.9
30°	808.1	645.9	401.5	339.9	308.1	281.4	258.8	245.4	236.2	231.0	228.0
32.5°	847.2	662.3	382.0	317.3	279.3	252.6	232.1	220.8	208.5	200.2	197.2
35°	896.4	681.8	360.4	292.7	253.6	226.9	214.6	198.2	182.8	173.5	170.5
37.5°	951.9	709.6	337.8	267.0	228.0	208.5	201.3	175.6	159.2	156.1	155.1
40°	1020.7	736.3	312.2	240.3	203.3	198.2	185.9	159.2	150.9	149.9	148.9
42.5°	1089.5	765.0	287.5	213.6	183.8	185.9	168.4	155.1	147.9	145.8	144.8
45°	1169.6	793.8	262.9	190.0	168.4	168.4	159.2	150.9	144.8	142.7	142.7
47.5°	1253.8	822.5	236.2	169.4	157.1	150.9	152.0	145.8	141.7	139.7	138.6
50°	1359.6	850.2	211.5	155.1	149.9	141.7	144.8	140.7	138.6	136.6	135.5
52.5°	1459.2	862.6	188.9	146.8	145.8	137.6	138.6	136.6	135.5	132.5	131.4
55°	1556.7	859.5	171.5	142.7	140.7	136.6	134.5	133.5	132.5	129.4	128.4
57.5°	1665.6	855.4	160.2	141.7	137.6	133.5	133.5	130.4	126.3	126.3	126.3
60°	1778.5	842.0	155.1	141.7	136.6	133.5	131.4	128.4	124.2	125.3	124.2
62.5°	1905.8	816.3	152.0	144.8	137.6	132.5	130.4	126.3	121.2	122.2	121.2
65°	2017.8	764.0	149.9	147.9	139.7	133.5	128.4	123.2	117.1	118.1	117.1
67.5°	2093.8	675.7	143.8	149.9	142.7	132.5	126.3	119.1	110.9	115.0	114.0
70°	2072.2	549.4	132.5	145.8	145.8	133.5	123.2	114.0	104.7	113.0	109.9
72.5°	1904.8	412.8	110.9	131.4	143.8	133.5	117.1	105.8	97.6	102.7	96.5
75°	1563.9	280.3	88.3	104.7	134.5	134.5	111.9	97.6	87.3	84.2	82.1
77.5°	975.5	174.6	68.8	77.0	113.0	133.5	106.8	87.3	72.9	70.9	68.8
80°	386.1	93.4	54.4	55.5	83.2	122.2	99.6	73.9	58.5	56.5	52.4
82.5°	88.3	47.2	38.0	37.0	51.3	99.6	90.4	58.5	45.2	45.2	38.0
85°	26.7	24.6	24.6	23.6	25.7	51.3	69.8	40.0	30.8	21.6	18.5
87.5°	7.2	10.3	9.2	8.2	8.2	7.2	22.6	10.3	6.2	3.1	2.1
90°	0.0	0.0	0.0	0.0	0.0	0.0	0.0	0.0	0.0	0.0	0.0

(END OF REPORT)